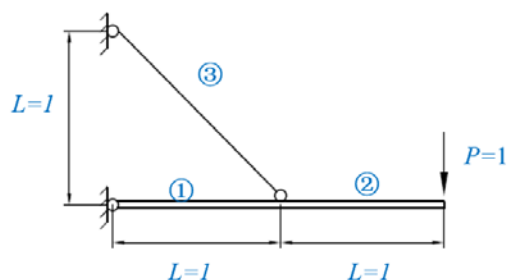


1. 教学算例：求下图结构的变形和弯矩图？



- ①②单元EA=10000, EI=100
- ③单元EA=10000, EI=1

2. 命令流：

```
C*** Hongsheng ZHANG of HIT @ 2018

fini
/clear

/filename,ex3,1
!-----命令流区

fini
/prep7
!/vup,1,z
/view,1,0,0,1
/PLOPTS,DATE,0
wpstyl,,,,,,,,0,,1

/RGB,INDEX,100,100,100,0
/RGB,INDEX,80,80,80,13
/RGB,INDEX,60,60,60,14
/RGB,INDEX,0,0,0,15

et,1,188
keyopt,1,3,2

et,2,180

mp,ex,1,1
mp,prxy,1,0.3

sectype,1,beam,asec,i1,0
sectdata,10000,100,0,100,0,200,0,0,0,0,0,0,0

sectype,2,link,,a1
sectdata,10000

n,1,0
n,2,1
n,3,2
n,4,0,1
```

```
e,1,2
e,2,3

type,2
secn,2
e,2,4

fini
/solu

d,1,ux,0
d,1,uy,0
d,1,uz,0
d,1,rotx,0
d,1,roty,0

d,4,all,0

f,3,fy,-1

save
solve

fini
/post1

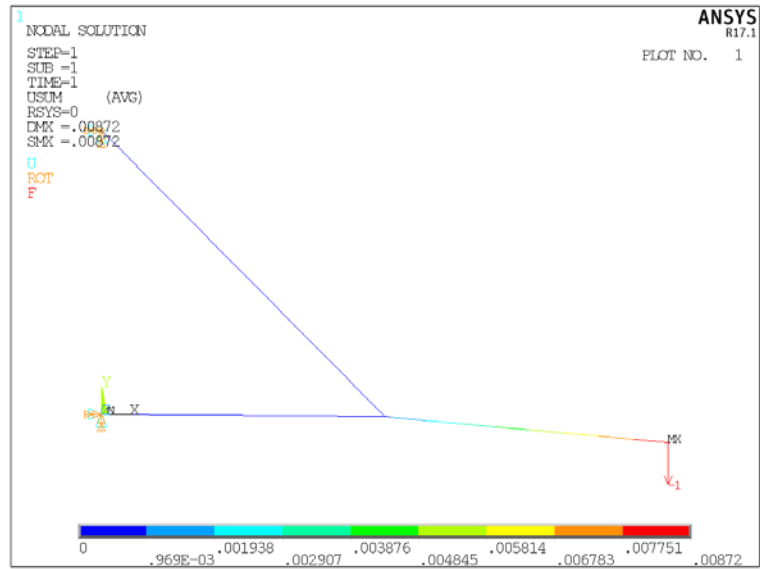
/pcb,u,,1
/pcb,rot,,1
/pcb,f,,2
/pcb,m,,2

plnsol,u,sum
/auto
/rep,fast
/show,jpeg,,0
jpeg,default
jpeg,qual,100
/rep
/show,close

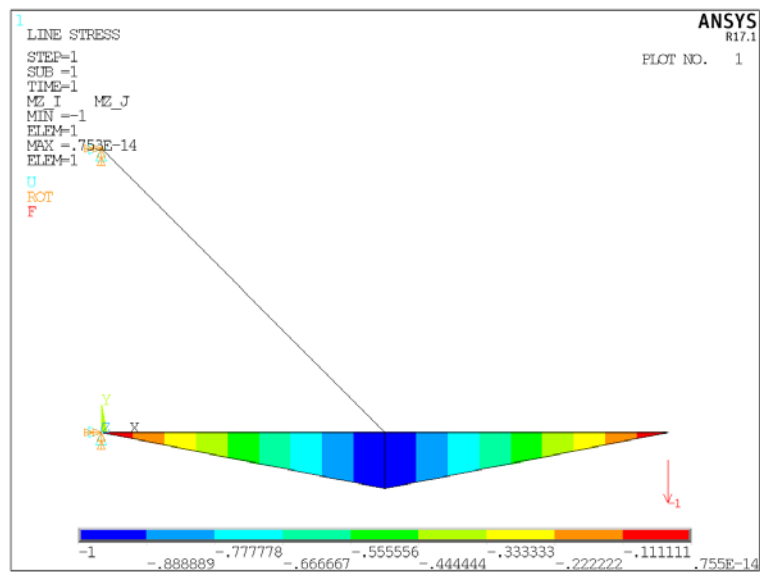
etab,mz_i,smisc,3
etab,mz_j,smisc,16
p1ls,mz_i,mz_j
/auto
/rep,fast
/show,jpeg,,0
jpeg,default
jpeg,qual,100
/rep
/show,close

!-----
/eof
```

3. 计算结果



变形云图



弯矩图